

EXPANDA FOLD

THE ULTIMATE DISTRIBUTION SYSTEM



The ExpandaFold, a state-of-the-art manifold system that uses less fittings, has less joints, eliminates leaks and cleans up the unsightly messes associated with makeshift manifolds. Whether it is used to transport air or fluid, the ExpandaFold will transform manifold chaos to impeccable order. See how easy it is to replace that sloppy, leaking and inefficient distribution system with LSP Industries ExpandaFold system.



THE EXPANDAFOLD SYSTEM

THE EXPANDAVALVE AND OFF-THE-SHELF COMPONENTS

The heart of the ExpandaFold System, the ExpandaValve comes ready to assemble into customized manifolds*. ExpandaValves are designed to be assembled into manifolds with screws, pipes and/or tubing. It's that simple! They can be assembled in a variety of configurations as shown below.



Cluster Type Installations


ExpandaValves can be assembled in a tight cluster, one valve actually touching another. This arrangement conserves space and allows them to be mounted in confining areas.

They are assembled with an o-ring between each valve and they are held together with interlocking screws, that thread into each other.

Angled Set-up

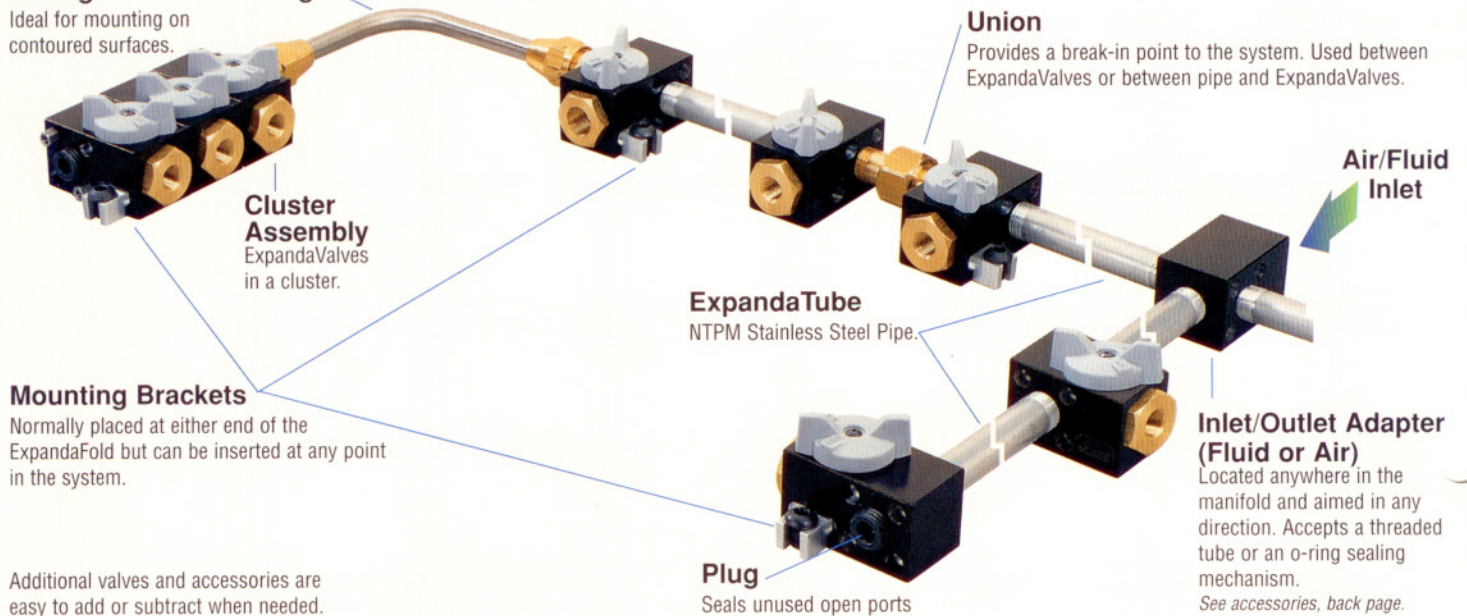
This method of assembly makes it possible for the ExpandaValves to be mounted in a horizontal line or to aim each valve 90°, 180° or 270° from the adjoining one.

* ExpandaValves can be ordered in pre-assembled clusters at an economical cost. Call LSP Industries Inc. with your custom specifications



Tubing w/ Flared Fittings

Ideal for mounting on contoured surfaces.



Additional valves and accessories are easy to add or subtract when needed.

ORDERING THE EXPANDAVALVES

All individual ExpandaValve designated numbers are shown below. Specify the number when ordering. The ExpandaValve is also available in assembled clusters. Those assembly numbers are available upon request.

ORDERING



Part Number V-121

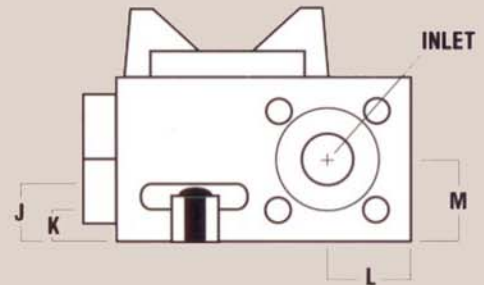
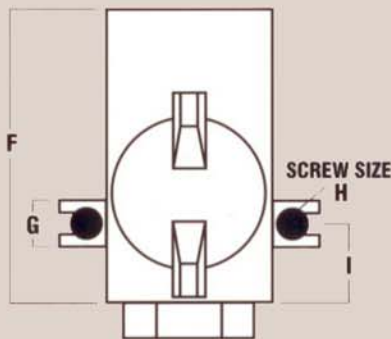
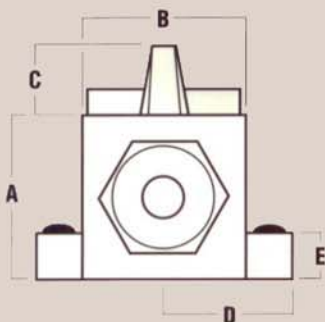
ExpandaFold Valves

No.	Inlet	Outlet No.	Inlet	Outlet	No.	Inlet	Outlet	No.	Inlet	Outlet
V-111	1/8 NPTF X 1/8 NPTF		V-121	1/4 NPTF X 1/8 NPTF	V-131	3/8 NPTF X 1/8 NPTF		V-142	1/2 NPTF X 1/4 NPTF	
V-112	1/8 NPTF X 1/8 Compression		V-122	1/4 NPTF X 1/4 NPTF	V-132	3/8 NPTF X 1/4 NPTF		V-143	1/2 NPTF X 1/4 Compression	
V-113	1/8 NPTF X 1/8 Push/Pull		V-123	1/4 NPTF X 1/4 Compression	V-133	3/8 NPTF X 1/4 Compression		V-144	1/2 NPTF X 1/4 Push/Pull	
			V-123	1/4 NPTF X 1/4 Push/Pull	V-134	3/8 NPTF X 1/4 Push/Pull		V-145	1/2 NPTF X 3/8 NPTF	
					V-135	3/8 NPTF X 3/8 NPTF		V-146	1/2 NPTF X 3/8 Compression	
					V-137	3/8 NPTF X 3/8 Compression		V-147	1/2 NPTF X 3/8 Push/Pull	
					V-138	3/8 NPTF X 3/8 Push/Pull		V-148	1/2 NPTF X 1/2 NPTF	
								V-149	1/2 NPTF X 1/2 Compression	
								V-150	1/2 NPTF X 1/2 Push/Pull	

ExpandaFold Valves are anodized aluminum with brass fittings. They are available in 1/8 NPTF, 1/4 NPTF, 3/8 NPTF and 1/2 NPTF Inlets.

ExpandaValves are full flow relative to their inlets and are rated for pressures up to 1000 PSI. Push/Pull fittings are rated at **150 PSI** regardless of the ExpandaValve ratings.

SPECIFICATIONS



Valve Specifications

ExpandaValves	A	B	C	D	E	F	G	H	I	J	K	L	M
Valves w/1/8 or 1/4 NPTF Inlet	1.125	1.125	.500	.9685	.500	2.037	.500	1/4-20	.500	.250	.437	.5625	.5625
Valves w/3/8 or 1/2 NPTF Inlet	1.500	1.500	.625	.9685	.625	2.850	.625	1/4-20	1.450	.250	.437	.750	.750

ACCESSORIES



Nipples

For short connections

Brass	Thread
V-945	1/8 NPTM
V-946	1/4 NPTM
V-947	3/8 NPTM
V-948	1/2 NPTM



Pipe Plug

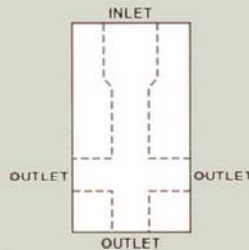
Steel	Thread
V-941	1/8 NPTM
V-942	1/4 NPTM
V-943	3/8 NPTM
V-944	1/2 NPTM



Mounting Brackets

Adapts to an ExpandaValve. Two to a package. screws included

Part Number	NPTF Inlet Size
V-905	1/8", 1/4", 3/8" & 1/2"



Inlet/Outlet Adapter

When on/off control is not needed, an inlet/outlet adapter is an efficient solution. There are four ports to the adapter. The main Inlet port is one NPT size larger than all other ports. The oversized inlet takes in a larger volume of air or liquid for redistribution to the ExpandaValves. This extra capacity aids in distributing adequate volume to the valves. If volume is not a consideration, any port may be used as an inlet port. Any or all of the remaining ports may be used as outlet ports. Any port not being used can be plugged. A manifold can be made completely out of inlet/outlet adapters or they can be located anywhere in an ExpandaFold system.



Screw and O-Ring Kits

Two screws, two nuts and one o-ring are included in each package


Part Number	NPTF Inlet Size
V-901	1/8" & 1/4"
V-902	3/8" & 1/2"



Stainless Steel Pipe

Length	1/8" NPTM	1/4" NPTM	3/8" NPTM	1/2" NPTM
6"	V-811	V-821	V-831	V-841
12"	V-812	V-822	V-832	V-842
18"	V-813	V-823	V-833	V-843
24"	V-814	V-824	V-834	V-844
30"	V-815	V-825	V-835	V-845
36"	V-816	V-826	V-836	V-846

*Special lengths available upon request



Unions

For use in ExpandaFold systems where multiple ExpandaValves are assembled in clusters or they are used in long assemblies connected by pipes. Allows for easy disengagement of the valves at strategic locations if changes have to be made. Can be used between two valves or between a valve and a pipe.

Unions for use between two ExpandaValves

Part Number	Material	Thread
V-911	Brass	1/8 NPTM X 1/8 NPTM
V-912	Brass	1/4 NPTM X 1/4 NPTM
V-913	Brass	3/8 NPTM X 3/8 NPTM
V-914	Brass	1/2 NPTM X 1/2 NPTM

Unions for use between two ExpandaValve and Pipe

Part Number	Material	Thread
V-921	Brass	1/8 NPTM X 1/8 NPTM
V-922	Brass	1/4 NPTM X 1/4 NPTM
V-923	Brass	3/8 NPTM X 3/8 NPTM
V-924	Brass	1/2 NPTM X 1/2 NPTM

Distributed by



P.O. Box 5303, ROCKFORD, IL 61125
 2511-20TH ST., ROCKFORD, IL 61104
 TEL: 815-226-8090 FAX: 815-226-9250
 WWW.LSPIND.COM